

Schedule of Floor Units from PCR Systems

Date: 16/02/2005

Client Sheldon Construction Ltd

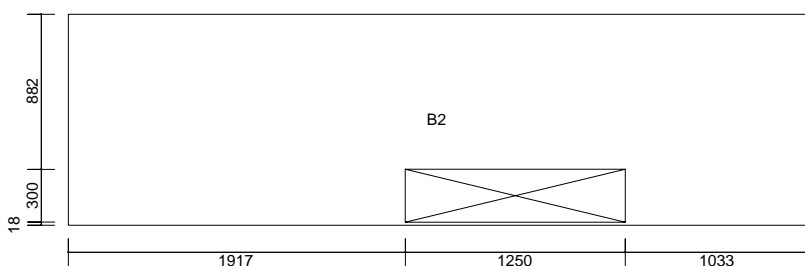
Drawing No slabdemo

Qty	Floor	Type	Length	Width	Ref	Plan (mm)
2	PS Slab	T12	4200mm	1200mm	A	Standard Slab (no drawing)
12	PS Slab	T08	4200mm	1200mm	B	Standard Slab (no drawing)
1	PS Slab	T12	4200mm	600mm	C	Standard Slab (no drawing)
7	PS Slab	T08	4200mm	600mm	D	Standard Slab (no drawing)
4	PS Slab	T08	2200mm	1200mm	F	Standard Slab (no drawing)
4	PS Slab	T08	2200mm	800mm	G	Standard Slab (no drawing)

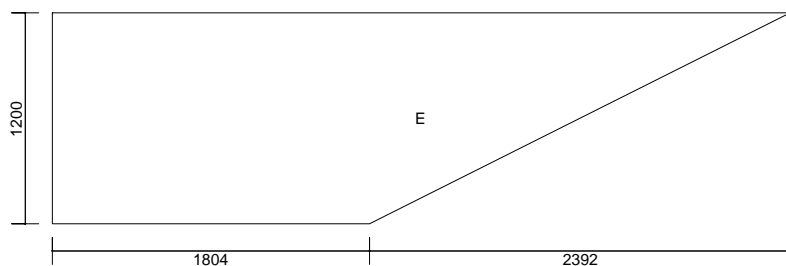
1 PS Slab T08 4200mm 1200mm B1



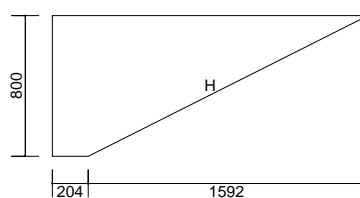
1 PS Slab T08 4200mm 1200mm B2



1 PS Slab T08 4200mm 1200mm E



1 PS Slab T08 1800mm 800mm H



Drawing No slabdemo
Drawn By SWW